



# Sound View Day Adventures

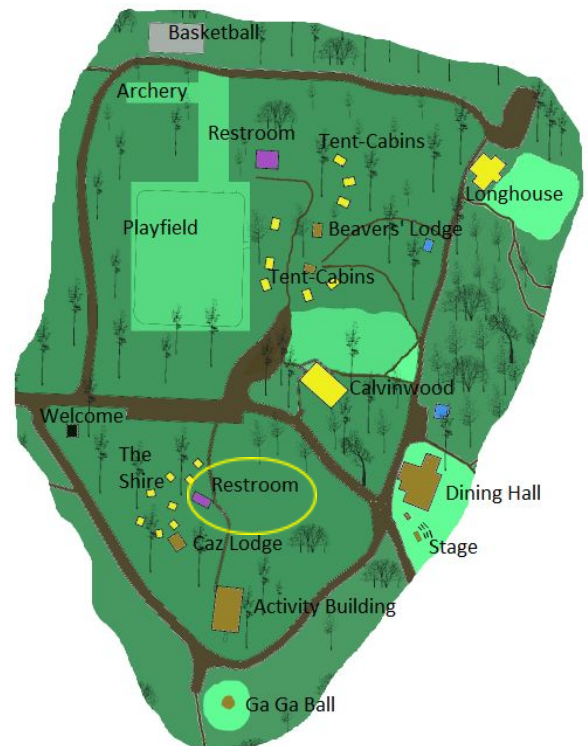
Thank you for joining us for Sound View Camp's Day Adventures! We know that everyone is itching to get outside and explore. We wanted to provide a safe and fun way for families to enjoy time outside at camp! In this packet, you will find everything you need for your adventure: safety considerations, a map, and some self-guided activities.

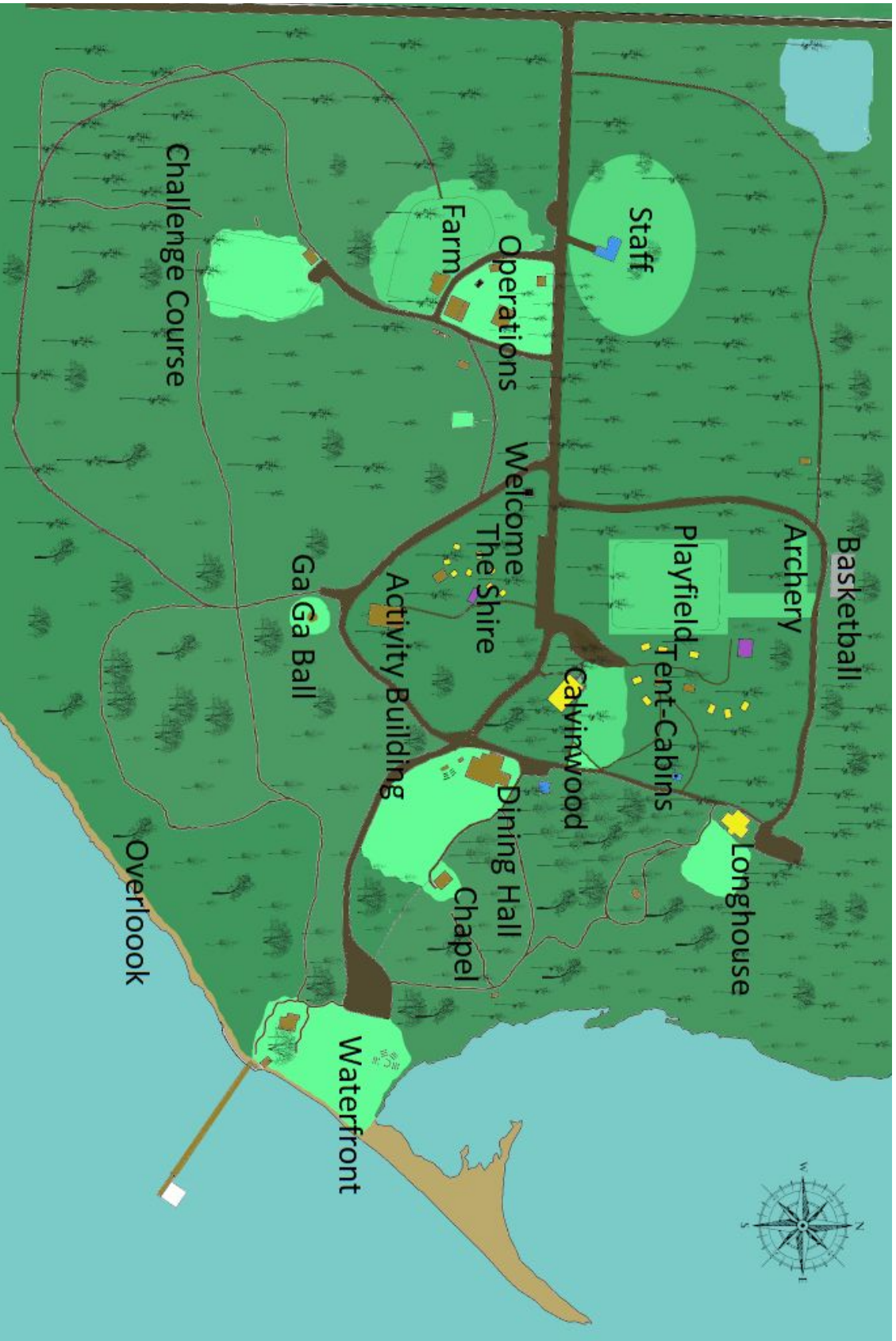
Prepackaged snacks, water, and soda will be available to purchase outside the dining hall. Cash only.

Join us during the last hour of your visit (12pm or 6pm) at the campfire ring in front of the dining hall for marshmallow roasting!

## Safety Considerations:

- Please stay as a family group and practice social distancing, staying at least 6ft from others not a part of your household.
- The restrooms available for use are in the Shire. Help us keep camp clean by staying out of all other buildings.
- Watch out for Stinging Nettle. If you need help identifying it, feel free to ask.
- Enjoy the farm animals from outside the fence.
- Please refrain from using any of the challenge course elements and equipment.
- Respect nature by staying on trail and leaving flowers/ leaves on the plants.





# Camp Scavenger Hunt

Can you find all of the items on this list?

- A flower in bloom- leave it for the bees!
- A leaf from a Bigleaf Maple tree
- Camp's cats (Both named Fuzzy)
- Bilbo the llama- What is Bilbo doing?
- An invertebrate (animal without a backbone)
- Sand dollar shell- Do you see any patterns on the shell?
- A cool piece of Driftwood- What makes it cool?
- Trash that washed up on the beach (take it to a trash can)
- Stinging Nettle: Do Not Touch!
- Barnacles
- The Sound View overlook of the Puget Sound
- A wild bird- Do you know what kind you saw?
- Something you have never seen before- What do you notice about it?
- A plant that makes berries
- An evergreen tree-one that keeps leaves all year round
- A seed- How does this seed travel away from its parent plant?
- A neat rock- What does it remind you of?
- A mushroom
- A basketball
- The red buoy- Are the Sea Lions on there? Can you hear them?
- Evidence of a forest animal (feathers, fur, scat, prints, etc.)
- A Douglas Fir cone- Look for the "mouse tails" on the cone.

Big leaf maple



# Make Observations

Take a moment when you are on the beach or on a trail to pause and observe what is around you!

- Be silent for a whole minute
  - Try using “Deer Ears”- cup your hands around your ears to amplify your hearing
  - What do you hear?
  - Is there anything you noticed that you may not have if you were talking?
  
- Find a leaf, rock, or small stick on the ground and look closely at it
  - What do you notice about it? Name 10 things
  - How does it feel? Smell? Sound?
  - What questions do you have about it? Think of 5
  - What does it remind you of? Be creative!
  
- Look for patterns in nature
  - What color patterns do you see? Number patterns? Other patterns?
  
- Try using “Splatter Vision”
  - Look out in front of you without focusing on one specific thing. Everything will look a little fuzzy but this helps you notice more movement.
  - What made the movement? Was it the wind or an animal?

# Play Disc Golf

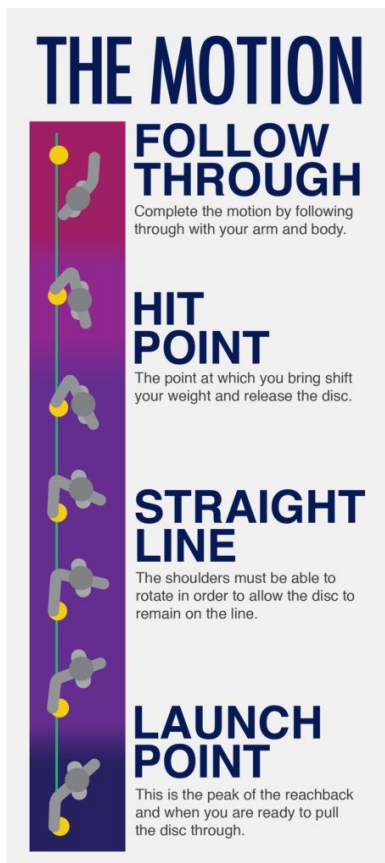
Discs/Frisbees are located at the office. The Disc Golf course is in the playfield across from the Shire. Please help us keep the discs clean by **washing them with soap** provided in front of the welcome office and leaving them out to dry.

## How to Play:

Disc Golf is played much like traditional golf. Your goal is to get the disc into each “hole,” basketed stands with chains on them, with the fewest number of throws.

Each time you throw, you get a point. Once you make it into one basket, you can move on to trying to make it into the next one. Make sure you take your disc out of the basket once you make it so it does not obstruct others’ throws. The player with the least points at the end of the course wins.

The course starts at the Welcome Office. Look towards the playfield for Basket 1 . You are welcome to start at any number, however, especially to make sure you are practicing proper social distancing.



Photos: The Motion-<https://discgolf.ultiworld.com/>  
The grips- <https://discgolfmentor.com/>

# Decorate a Piece of Driftwood

Outside of the dining hall, there are some tables set up with craft supplies for decorating a small piece of driftwood you can find on the beach. As a family, please stick to one table and help us clean up once you have finished. Your driftwood creation is yours to keep!

## Visit the Mini Farm

Come say “hi” to the llama, goats, sheep, chickens, and turkeys. Unless otherwise directed by a staff member, please enjoy the animals from outside of the fence. Please leave the feeding of the animals to the staff members.

- What are the animals doing?
- What are some differences between the goats and sheep?
- What is something the goats, sheep, and llama all have in common?
- What do you notice about the chickens?
- Can you find our rooster?
- Do you hear the turkeys?
- Take a selfie with the animals. If you post it, use the tag #soundviewcamp

## Self-Guided Nature Walk (In Progress)

Follow the pathway to the south of the welcome center (office), past the Activity Building and down to the beach. There will be laminated signs about some of the plants you are seeing.

## Thank You!

Thank you for joining us today! We hope you enjoyed spending the day at Sound View Camp and Retreat Center. If you would like to support future Sound View programs, a donation box will be located at the dining hall. If you would prefer to donate online, visit: [www.soundviewcamp.com/donate](http://www.soundviewcamp.com/donate).