

SUMMER ART STUDIO

NEWSLETTER



WEEK TWO: June 24 – June 28

We are so happy your camper was able to join us this week! It has been a week full of fun art projects for our artists! We would love to see your camper return and continue to further their artistic talent!

Junior Division

Week 3: Painting, Ceramics, & Printmaking
Week 4: Building, Photo, & Illustration
Week 5: Painting, Jewelry, & Sculpture
Week 6: Illustration, Ceramics, & Fiber/Fabric
Week 7: Drawing, Building, & Photo
Week 8: Bookmaking, Ceramics, & Illustration

Senior Division

Week 3: Drawing & Fiber/Fabric
Week 4: Ceramics & Acrylic
Week 5: Wheel Throwing & Digital
Week 6: Illustration & Photography
Week 7: Ceramics & Jewelry
Week 8: Watercolor & Sculpture

Picasso's P.A.R.R.O.T. Posse

Picasso the Parrot is Summer Art Studio's new mascot.

Part of our camp's culture is embodying qualities that help make camp fun, where we strive to be the best that we can be. Parrot stands for:

Polite
Attentive
Respectful
Responsible
Organized
Teamwork

Each day, Summer Art Studio has an award ceremony where several campers are nominated to become part of Picasso's Parrot Posse. Out of the five nominated, two campers are chosen, one from the junior division and one from the senior division, and they become part of the Parrot Patrol – helping us to find other campers that also embody PARROT!

CRAN BAGS

At the end of each day, we are offering a special activity where campers can purchase shirts from previous years and turn them into a tote bag! We decorate them, paint them, and bead them, too! It's a fun activity that we offer that is limited to 15 campers per week. If your camper would like to participate, it's \$5/shirt, which can be charged to your account.




JUST A REMINDER

- Open toed footwear and Heelys are not allowed at camp. Please have your child wear close toed shoes such as tennis shoes.
- While art camp is very exciting, it can also be very messy! Please make sure your child doesn't wear their favorite outfit to camp!
- Drop off is from 8:45 am - 9:00 am and pick up is from 3:00 pm – 3:15 pm. Please adhere to these times as closely as possible as another camp also operates out of our building.
- During pick-up and drop-off, continue to move as far forward as possible. Please do not exit your vehicle when you are in line, staff will be available to help your child enter and exit.
- Two snacks per day and hot lunch (if opted for) are provided for your camper. In order to receive snacks, you have to opt for lunch here.
- On Tuesdays and Thursdays, we swim at the Williams Natatorium.

Thank you for all of your cooperation in helping us create a fun and safe camp experience for your artist!

MEET THE TEAM



JUNIOR DIVISION

Drawing: This week in Miss Heather's class, we were all about the arrrrrrrt of comic strips. The campers boarded Peg-leg Prissy's Perilous Pirate ship to draw the funny antics of the crew.

Ashley G: had the comics down hook, line, and sinker.

Faith N: had everything in ship-shape condition.

Gia C: was far from walking the plank with her comics.

Kate C: swashbuckled her way through all the drawings.

Leah M: took on the comic antics like a seasoned sailor.

Roma N: could out action any pirate with her drawings.

Sarah P: could navigate all the seas to land on the comic drawing.

Seyi J: had the wind in her sails and kept her pirates in line.

Isabella K: had the pirates swabbing the deck with their antics.

Building: This week in Mr. Samuel's class, we're making burgers! The burger will be constructed piece by piece with molding clay and when hardened it will be painted over to create an out-of-this-world burger. The goals are to refine color mixing, fine motor skills, painting and sculpting.

Elliot G: has been a fantastic addition to our group A family. He works hard and is consistently helpful and respectful. He's the perfect co-cook.

Hanna D: has been enthusiastic about everything. She has been learning a lot about sculpting clay and she is close to becoming a Master Chef.

Josie F: is always respectful and cheerful with everyone in the group and is always making an effort to cook up some new ideas!

Josephine W: is a great addition to the Group A cooks by the way she works with others in a team setting. She will assist others when needed and always is the first one to help me clean up before I even ask.

Lisa C: brings such a positive joyful spirit to our group and she brings a whole new atmosphere to the picnic table.

MJ H: is always extremely helpful in class and joyful as ever. He helps others when they need it and that's what a perfect chef should look like.

Yuna K: has shown growth and expertise when handling clay and color. She is a great light, and role model, to others. She has never had a problem and she is certainly a fantastic camper.

Jewelry: This week in Miss Kat's class, campers created their own "Lucky Necklaces," featuring custom made pendants, each with unique properties! Campers also learned how to sculpt and paint their own complementary color clay beads!

Abigail N: Abigail's creative necklace will always give her inspiration, by featuring a pendant that is every artists' essential-- a color wheel!

Alicia L: is working on a very detailed charm that will bring her good luck at school and A's in every subject!

Anika Z: was very thoughtful in creating her "Z for Zacharias" pendant, to represent the importance of family in her life!

Cadyn G: etched her adorable pet bunny on her necklace charm, so that she can wear her bunny's cuteness all day long!

Lily T: says to follow your dreams with her necklace, including a special pendant with a tree that reaches for the sky!



Millie L: is always excited for camp, and brings the party wherever she goes with the colorful confetti background of her fun pendant!

Monica E: is reminded of ocean waves and summer sunsets with her beautiful beach-y necklace and heart pendant!

Nicole L: worked very hard to sculpt the cutest cat you've ever seen! She hopes the necklace charm will grant her wish of getting a pet cat!



SENIOR DIVISION



Digital: This week in Mr. Scott's class, the campers are swinging into action in true Spider-Man style, to create their very own comic pages! Tasked with creating a comic about anything they want, the campers may be the next Neil Gaiman or Stan Lee!

Ben F: did you ever have a computer with a virus? The impending doom of all your files disappearing hanging over your head? In Ben's comic about the evil computer, we get a glimpse of that panic!

Elena S: her comic moves and grooves fantastically! Implementing speech bubbles to create page breaks was a huge move!

Isabelle H: I've never seen Isabelle so excited about a project in all the years I've been here! This project looks to be part of a much larger whole comic so I'm happy I was able to give her a push in the right direction.

Jack B: Jack's story brings me back home! A story about someone who needs glasses and someone who doesn't, but thinks they do! I read it and was immediately transported to my youth. My sister did the same thing!

Kerre M: an unlikely duo: a dog and a chipmunk befriend each other in Kerre's comic this week and their adventure is not to be forgotten!

Maren M: wrote her story about a girl that seems to have lost her way. A story about travel and asking the important question: "Where am I?" We could all use a little direction, but Maren's is headed in the right one!

Matthew L: every kid loves video games, even some not so little kids such as myself! Matthew's comic tells a story about two friends, video games, and what happens when the game isn't quite what you thought it was.

Norah S: a story about two friends, Ketchup and Mustard, on a hunt for their friend, Relish! I was excited when I heard about Norah's idea and then jumped for joy when I saw how cute her drawings were!

Trinity D: the classic cartoon of Tom and Jerry gets reimaged with a great twist in Trinity's comic! This isn't your typical cat and mouse game, we find out what happens when the mice are tired of the cat!

Wheel Throwing: This week in Miss Madeleine's class, campers learned basic Wheel Throwing skills while considering the aspects of three-dimensional design.

Anna W: threw a luxurious bowl shape on the wheel. Anna is a cheerful and sincere individual.

Aleesa B: is a very passionate person. On the wheel, Aleesa crafted an elegant bowl suitable for various snacks.

Emily C: sculpted a realistic cat and a delicious looking pie out of clay in addition to her exceptionally designed bowl. Emily is so lively.

Jade B: crafted a bunny complete with carrots! On the wheel, Jade threw a spacious bowl while paying close attention to detail.

Karen Z: painstakingly created well-crafted miniatures of a panda and horse. Her wheel thrown bowl highlights her simplistic yet gracious style.

Kyra Z: is a very polite and attentive camper. She is always giving her all in class and it shows in her fantastically thrown bowl.

Macy S: threw a petite, yet aesthetically pleasing, bowl. Macy is a considerate and positive person.

Mary G: sculpted a lovely vanilla cake with strawberries. Mary is agreeable and hardworking.

Simone O: crafted with coils in addition to making her wheel-thrown bowl. Simone is a vibrant and polite individual.

GALLERY SHOW AND TIE DYE

This summer, our two Gallery Shows are taking place on **Friday, July 12th** and **Friday, August 9th** from **2:00 until 3:00**.

This is a time to come and celebrate all of the art that has been created during the first session of Summer Art Studio, displayed in a gallery curated by your campers (with a little help from instructors). This is also a great time to meet and talk with your camper's favorite instructors and assistants! Parents, grandparents, family, and friends are all welcome and encouraged to attend!

Our Gallery Shows are "Take Away" Galleries. What this means is that once a camper has guided his or her family through the Gallery, they will take all of their projects down from the walls/ off of the tables and are free to leave. Therefore, in order to see the Gallery in it's fullest form, we encourage you to arrive closer to the start time.

If your camper isn't coming to camp on Weeks 4 and/or 8 (July 8-12 or August 5-9) but would still like to attend our Gallery Show, we will gladly hold on to and display their art at the nearest Gallery Show, which you are more than welcome to come back for!

We hope to see you all there!

On these Gallery Show Fridays we will also be tie-dyeing!

This is always an exciting activity for campers but a very messy one too! Please make sure they do not wear their favorite outfit or new shoes on Friday if they will be tie-dyeing.

If your camper would like to participate, they can bring 1 large item (t-shirt, pillowcase, etc.) or two small items (socks, bandana, etc.). Items should be white and at least 80% Cotton. If the items are new, make sure they have been washed.

This is a great time to make an old shirt look new again! Multi-washed items work best in this process.

We do have white Summer Art Studio aprons and t-shirts for sale in our camp office for \$10 each which can be tie-dyed in addition to or instead of the 1 large or 2 small items brought from home.

At Home Instructions for Tie Dye:

Campers will bring their creations home in a zip lock bag. Items should sit overnight in the Ziploc bag and then they can be rinsed under cold water until water runs (almost) clear, rubber bands removed, and washed separately in cold water.

