



2026 Summer Camp Confirmation Packet

girl scouts 
arizona cactus-pine



What's Inside?

What's Inside?	1
Welcome to Camp!.....	2
Contact Information	4
Drop Off & Pick Up	6
Preparing for Camp	9
Camper Life	10
Camper Health & Safety	14
Communication.....	17
Additional Important Information.....	18
Packing List	20
Camp Driving Maps	21

Welcome to Camp!

Dear Caregivers,

For more than 100 years, Girl Scout Summer Camp has been a place where girls grow in confidence, leadership, and their love for the outdoors. This summer, your camper is about to begin a journey filled with friendship, adventure, and personal growth—an experience that can truly shape her for life.

As a former Girl Scouts – Arizona Cactus-Pine Council camper myself, I know just how impactful camp can be. The friendships formed around the campfire, the thrill of testing your limits and discovering you can do hard things, and the awe of lying beneath a blanket of stars—these memories stay with you forever. Camp is more than just a place; it's a feeling, a community, and a spark that lives on long after the summer ends.

We understand that preparing for camp can bring up questions, and we're here to support you every step of the way. This information packet is designed to help you feel confident and excited about your camper's upcoming experience. Please take time to read through it and keep it handy as you get ready for the season. Our team—made up of passionate camp directors, administrative staff, unit leaders, and counselors (many of whom were once campers themselves!)—is dedicated to creating a safe, joyful, and empowering space for your camper. We lead with heart and intention, and we're committed to being positive role models, encouraging girls to try new things, build on their strengths, and make lasting memories.

And here's something exciting—your camper doesn't have to go alone! Camp is open to all girls, not just current Girl Scout members. That means she can invite her friends, sisters, cousins, or classmates to join the fun. It's a wonderful way to share the magic of camp and create even more unforgettable memories together.

If you or your camper have any questions after reviewing this packet, please don't hesitate to reach out. We're happy to talk through anything that will help make this summer unforgettable. You can also find additional resources at girlscoutsaz.org/camps. We can't wait to welcome your camper and help her create a summer full of magic, growth, and connection.

Happy Camping!

Maria Savarese
Senior Outdoor Program Manager

On behalf of the entire team

Diversity, Equity, Inclusion, and Racial Justice Policy

The Girl Scout Movement was founded to help all girls reach their full potential and to create a safe place for girls to foster their individual growth, character, self-sufficiency, and leadership. Girl Scouts–Arizona Cactus-Pine Council (GSACPC) values these founding principles and is committed to upholding them. The Girl Scout Movement was founded to help all girls reach their full potential and to create a safe place for girls to foster their individual growth, character, self-sufficiency, and leadership. Girl Scouts–Arizona Cactus-Pine Council (GSACPC) values these founding principles and is committed to upholding them.

GSACPC will not deny membership into the organization because of race, color, ethnicity, religious or spiritual beliefs, age, national origin, socioeconomic status, documentation status, disability, gender identity or sexual orientation. GSACPC will not deny membership into the organization because of race, color, ethnicity, religious or spiritual beliefs, age, national origin, socioeconomic status, documentation status, disability, gender identity or sexual orientation.

GSACPC stands in alignment with Girl Scouts of the USA as an anti-racist organization, and we are committed to diversity, equity, inclusion, and racial justice as they are fundamental to achieving our mission. We believe that every girl should have an opportunity to thrive and every individual should have an opportunity to contribute.

Our organization strives to foster an inclusive and welcoming environment where diverse perspectives are valued, systemic barriers are dismantled, and racial equity is actively pursued. We reject all forms of discrimination, bias, and unfair treatment, particularly those rooted in systemic racism. Through education, awareness, advocacy, and accountable actions, we work towards creating a just and equitable society where girls of courage, confidence, and character can make the world a better place.

Camp Culture Guide

The Camp Culture Guide is intended to set expectations for campers, camp staff, and families ahead of their time at camp. Together, we can create a welcoming and inclusive environment that celebrates who we are as individuals.

Camp is a place where everyone should feel comfortable being their authentic self. As the youth mental health crisis grows increasingly prevalent, GSACPC dedicates itself to making all Girl Scouts feel seen, heard, and respected. In the space of camp, this culture is especially empowering. Our campers develop the confidence to love who they are, feel valued, and experience the warmth and kindness of peers and mentors. The Camp Culture Guide is not intended to be political or serve any agenda aside from empowering our Girl Scouts and caring for their overall well-being, mental, emotional, and physical health. The Camp Culture Guide intends to help all campers and staff feel valued and respected at camp.

We recommend reviewing the full GSACPC Camp Culture Guide located on our website:

<https://www.girlscoutsaz.org/camp-resources>

If you have any questions or concerns about what this commitment to diversity, equity, inclusion, and belonging means, please do not hesitate to reach out.

Contact Information

Camp Maripai

Summer Camp Director :

Bond “Camo” Andrews

Phone:(602) 452-7054

maripaidirector@girlscoutsaz.org

MAILING ADDRESS:

Camp Maripai
201 E Marapai Rd
Prescott, AZ 86303-7519

Shadow Rim Ranch

Summer Camp Director:

Heather “Phoenix” Taylor

Phone:(602) 531-5937

shadowdirector@girlscoutsaz.org

MAILING ADDRESS:

Shadow Rim Ranch
530 N Shadow Rim Rd
Payson, AZ 85541

Willow Springs Program Center

Summer Camp Director :

Margaret “Magnolia” Klug

Phone:(602) 920-4542

willowdirector@girlscoutsaz.org

MAILING ADDRESS:

Willow Springs Program Center
775 N Camp Willow Springs Rd
Prescott, AZ 86305-8200

Senior Outdoor Program Manager

Maria Savarese

(928) 301-7333

msavarese@girlscoutsaz.org

Customer Care:

(602) 452-7030

reghelp@girlscoutsaz.org

Bus Coordinator:

(602) 509-6781

campbus@girlscoutsaz.org

Bus Transportation

Taking the bus is a great way for campers to start their adventure together! It builds independence, eases transitions, and helps campers bond before they even arrive at camp. Buses are air-conditioned, have bathrooms, and are supervised by chaperones.

Bus Stops:

- All camps: Park Central Lot, 3300 N. Central Ave, Phoenix
- Shadow Rim Ranch (SRR) only: Wendy's, 17218 E Shea Blvd, Fountain Hills.

Bus confirmation emails (with check-in/pick-up info) are sent one week before camp.

Sunday Drop-Off

Central Phoenix:

- Check in | 9:00am
- Bus departs | 10:00 am

Fountain Hills (SRR only):

- Check In | 10:30 am (dependent on traffic)
- Bus departs quickly after arrival, please arrive early to avoid missing the bus.

Wednesday/Friday Pick-Up

Times are approximate and dependent on traffic.

- Central Phoenix | ~5:45-6:15pm
- Fountain Hills | ~5:00pm

Please Note:

- Drop-off and Pick-up procedures are similar to those listed below. Please read the confirmation email for all final bus details.
- You will not receive a direct notification that the bus has arrived; however, we try our best to update the Rallyhood page with arrival and departure details.
- Transportation is not available for weekend programs.

Drop Off & Pick Up at Camp

Willow Springs Sunday Drop Off 2:00-2:45pm Wednesday Pick Up 2:00-2:45pm		Shadow Rim* Sunday Drop Off 2:00-2:45pm Friday Pick Up 2:00-2:45pm		Maripai Sunday Drop Off 2:00-2:45pm Friday Pick Up 2:00-2:45pm	
Week	Session Dates	Week	Session Dates	Week	Session Dates
1	May 31 - June 3	1	May 31 - June 5	1	May 31 - June 5
2	June 7 - June 10	2	June 7 - June 12	2	June 7 - June 12
3	June 14 - June 17	3	June 14 - June 19	3	June 14 - June 19
4	June 21 - June 24	4	June 21 - June 26	4	June 21 - June 26

*For three day sessions (weeks 2 and 3): drop-off and pick-up times remain the same. Sessions will run Sunday -Tuesday and Wednesday -Friday. The bus is NOT available for Tuesday pick-up or Wednesday drop-off but is available on Sunday drop-off and Friday pick-up.

Weekend Camp* Friday check-in 5:00-7:00pm Sunday check-out 10:00am	
Week	Session Dates
1	June 5 - June 7
2	June 12 - June 14
3	June 19 - June 21
4	June 26 - June 28
5	July 3 - July 5

*No bus is available for weekend camps. Meals will be provided all day Saturday and breakfast on Sunday.

Drop-Off Procedures

Station 1: Camper Confirmation

- Registered program session
- Buddy verification
- Photo release verification
 - Campers without a photo release will be provided with a wrist band that must be worn for the duration of time they are at camp.
- Individuals authorized for pick-up
- Camper mail dropped off

Station 2: Health Check

- Temperature check
- Lice check
- Noting of any recent illness

Station 3: Medication Drop-Off

- Dietary and/or allergies verification
 - Campers with a dietary need or medication will be provided with a wristband that must be worn for the duration of the time they are at camp.
- All medications **MUST** be in their original containers. This includes vitamins, melatonin, and herbal medicines which **MUST** be handed to the Health Supervisor upon check-in.
 - We **CANNOT** distribute medications that are not in their original containers.
- Emergency medications (epi-pens and inhalers) are placed in a red fanny pack and provided to the campers.
- Prescription medications (in their original container) and over-the-counter medications (OTCs) must be checked in with the Health Supervisor. Please ensure the correct dosage is on the medications label.
 - Camp has common OTCs on hand during the summer sessions.

Station 4: Luggage and Camper Drop-Off

- Drop-off camper luggage in designated trailer/area to be taken to their unit.
- Say your “goodbyes.”
- Camper will be escorted to their designated unit.
- Parent/guardian’s exit camp and we’ll see you at the end of their session!

Camp Trading Post:

If open at check-in, please follow signage directing you to the designated parking. Park your vehicle, shop, and when finished please proceed to the next check-in station. Pre-ordered items (camper shirt and patches) will be given to the camper within the first few days of camp.

Reminders

- Do not bring pets to camp.
- Refrain from smoking or vaping on camp property.
- Leave all luggage in the car until after your camper has their health check done.

Pick Up at Camp:

The gates will open promptly at beginning of the pick-up time and close at the end of the pick-up time frame. **The person picking up the camper will be required to show photo identification.** There are no exceptions to this policy – even parents, caregivers, and guardians must show ID.

- For your camper's protection all authorized pick-ups must be listed in the UltraCamp system.
- If you know you cannot pick up your camper, and/or will need to add an additional authorized person, please log into the UltraCamp system, and add the individual to your approved pick-up list. Once complete, please also alert the Camp Director by sending them an email or calling them directly.

Station 1: Camper Confirmation

- A camp staff will ask your camper's name and verify if you are authorized to pick-up. Parents and caregivers will need to sign a roster to acknowledge camper pick-up.

Station 2: Medication Pick-Up

- Pick up any medication you dropped off on the first day.

Station 3: Luggage and Camper Pick-Up

- Camper luggage will be set aside for pick up by camper and their parent/caregiver.
- Take time to find ALL your camper's luggage. Your camper's luggage may have expanded since they left. Check thoroughly to ensure they have not left anything behind.
- Lost and found check! Check through our lost and found to see if any items belong to your camper.
- Exit camp and we hope to see you back at camp next time!

Early and Late Arrivals

- Early pick-up: If needed, email the camp director, or notify camp staff on check-in day.
- Late pick-up: Not an option.

Lost and Found

All “lost and found” items will be sent to the council offices after the close of the camp session. All items not claimed within two weeks after your camper’s session closing will be donated to local charities.

For inquiries about lost items, please reach out to our Customer Care Team at (602)452-7030 or reghelp@girlscoutsaz.org

Preparing for Camp

We are so excited to welcome your camper this summer! As you prepare for camp, be sure to:

- Thoroughly read and review this camp confirmation packet with your camper. This packet will help both of you become familiarized with camp.
- Complete all important paperwork that is required for your camper to attend camp. GSACPC partners with UltraCamp to help with this process. If you run into any issues, please contact us at reghelp@girlscoutsaz.org

Camper Information that is required no later than two weeks before the camp session:

- Camper Information
 - Health & Medical History
 - Parent/Caregiver Permissions
 - Youth Camper Agreement
 - Waivers: Equine, Challenge Course/Climbing Tower/Zipline, etc.
 - Photo Release
 - Updated Buddy Information
- Submit final payment and required forms which are due no later than two weeks prior to their start date.
 - Start a dialogue with your camper. Be sure to check out what a week of camp is like here: https://www.youtube.com/watch?v=U_eT0XcZp0s
 - Pack for camp using the packing list on page 20.

Camper Life

Daily Schedule

7:00am | Wake-up

7:45am | Flag Ceremony

8:00am | Breakfast

9:00am -12:00pm | Activities

12:30pm | Lunch

1:30pm - 2:30pm | Me Time (down time to rest/write/reflect)

2:30pm - 5:30pm | Activities

5:45pm | Flag Ceremony

6:00pm | Dinner

7:00pm| Evening program

8:30pm | Get ready for bed

10:00 | Lights out

Activities at Camp

Campers will have an opportunity to participate in the traditional camp activities in addition to the specific activities outlined within their registered program. All activities are weather permitting and vary depending on the camp location.

	Camp Maripai	Shadow Rim Ranch	Willow Springs
Archery	X	X	X
Arts and Crafts	X	X	X
Ceramics			X
Challenge Course			X
Climbing Tower		X	

	Camp Maripai	Shadow Rim Ranch	Willow Springs
Creek Walks		X	
Canoeing		X	
Drama			X
Equestrian	X		
Hatchets	X		
Hiking	X	X	X
Mountain Biking			X
Music			X
Outdoor Cooking	X	X	X
Pioneer Skills		X	
Slingshot	X	X	X
Zipline		X	X

Unit Assignments (Where Will I Stay?)

Cabin and unit assignments are finalized shortly before each session and are determined by the number of campers in each session. All campers stay in cabins unless otherwise noted in the program description. Mattresses are provided in all living units, however, bedding is not. Each camper will have the opportunity to “sleep out” of their cabin, which could mean sleeping under the stars rather than on a bed. We recommend bringing a sleeping mat for sleep out nights. Staff members live in cabins adjacent to the campers to give both staff and campers privacy. This allows campers to work together and learn cooperative living skills.

Living Spaces at Camp

	Camp Maripai	Shadow Rim Ranch	Willow Springs
Cabin Style	Rustic	Rustic	Modern
Electricity in Cabins	yes	only in Wayfarers	yes
Cabin Beds	single beds	single beds	mix of bunk beds and single beds
Cabin Size	5 beds	5 beds	8-10 beds
Bathroom Location	close to cabins	close to cabins	close to cabins
Toilet Type	flushing	mix of flushing and composting	flushing
Tent Camping	no	yes	no
Yurt Camping	no	no	yes
Hammock Camping	yes	no	yes

Showers

We are water wise at each site and showers are limited. Each camp has showers and campers are asked to keep their shower time to a minimum of five minutes every 2-3 days. Your camper may want to practice taking five-minute showers at home before arriving at camp. Other ways campers can prepare for living at camp is learning their own after shower care routine. For example, brushing their own hair, learning to pick out their own clothing, etc.

Buddy Requests

Camp is a great place to build lasting friendships both old and new!

Each camper may request one buddy, and both campers must list each other in Ultracamp using full first and last names. If your camper has different buddies for different sessions, please specify which buddy goes with each session.

Important reminders:

- Buddy requests must be mutual and for the same program and session.
- Buddy lists must be updated each year.
- All campers are encouraged to make new friends!

Please avoid buddy “circles” (e.g., Gabrielle lists Shaunda, Shaunda lists Brenda, Brenda lists Gabrielle)—these do not work in our system.

If you have a special request involving three or more campers due to circumstances like high anxiety, first-time attendance, or accommodation needs, contact your Camp Director directly. While we can’t guarantee group placements, we’ll do our best to support your camper.

Buddy requests cannot be honored for campers registered in different sessions.

Shared Responsibilities

Everyone at camp is responsible for completing kapers (chores) within their unit and around camp. Some examples include sweeping, setting up or cleaning up after meals, cleaning their unit bathrooms, and putting program supplies away. This is a great way for campers to learn life skills, clean up after themselves, and be a part of a bigger community.

Meals and Snacks

Meals at camp are well balanced, tasty, prepared and served by professional catering teams. Meals are typically served cafeteria style. If your camper has allergies or dietary restriction to food, please be sure it is noted in UltraCamp. Additional allergy and dietary restriction information can be found in the health and wellness section of this packet. We offer four meal options at camp. When registering please be sure you are selecting the best option that suits your campers needs:

- Vegetarian/Vegan
- Dairy free
- Gluten free
- Non-restricted

We try our best to accommodate these common dietary restrictions, however if your camper is more than one of these (for example: gluten free and vegetarian) please inform your Camp Director. If your camper is an exceptionally picky-eater or struggles with an eating disorder, we also ask that you reach out to your Camp Director. If we cannot accommodate for an extenuating circumstance, we may ask that the parent/caregiver plan to pack additional food for their camper’s experience.

“Nut Aware”

Although we cannot guarantee a nut-free environment; we are “nut-aware” and can ensure that specific camper’s meals are nut-free. Please include your camper’s dietary needs or restrictions listed on the Health History Form.

Trading Post

Each site has a camp store called a Trading Post, where campers can purchase camp merchandise, stuffed animals, jewelry, bandanas, activities, and other items. Campers will visit the Trading Post at least once a week during their stay/session. Trading Post credits are available for purchase, as an add on, during registration. The account credits can also be purchased, through the Council Shop up to two weeks prior to your camp session. Credit amounts can be purchased in multiples of \$10, up to a maximum of \$50. The amount you purchase for each camper will be available for use all summer and can be used at multiple camps and the council shop. Trading Post funds (store credits) are non-refundable and stored digitally in their camper account. Trading Posts accept all major forms of payment, including cash.

Camper Health and Safety

Camper Health and Safety are top priorities at GSACPC camps. Your camper will be joining our camp community, staying in a cabin or tent with up to nine other campers and sharing the whole camp with many others.

Health Checks

All campers will receive a health check upon arrival at camp. Trained staff members look for illness, injury, head lice, and signs of communicable diseases. Caregivers will be alerted of any documented concerns.

Requests and Special Supports

Contact your Camp Director for specific support and/or accommodations necessary for your camper. Examples may include:

- Healthcare
- Severe allergies
- Emotional support
- Mobility limitations

With your Camp Director, you’ll be able to confidentially discuss the nature of your camper’s needs and gather additional information to determine if the camp can provide the proper support, supervision, and necessary accommodations for your camper to have a safe, fulfilling camp experience.

To be successful at camp, your camper must be able to independently manage their own self-care (shower, dressing, and use the restroom).

We are dedicated to serving ALL Girl Scouts in our council and accommodations can be made in many cases. Please contact your Camp Director for more information prior to registering.

Healthcare at Camp

Each of our camps are staffed by a qualified RN, LPN, EMT, or Wilderness First Responder known as the Health Supervisor.

Parents/Caregivers will be contacted if:

- Your camper spends the night in the Wellness Center.
- Your camper needs to see a doctor or visit the Emergency Room.
- Your camper's condition is not improving after treatment received at camp.
- Your camper needs additional support (missing home, etc.).
- Your camper attempts to harm themselves or others.
- Your camper seeks care and/or treatment several times within a day for the same symptoms, unrelated to their health history.
- Your camper has sustained an injury.

The Health Supervisor has a question regarding information supplied on your camper's health history form (medications, chronic health conditions, etc.).

For the safety of your camper and the camp community, if a camper is exhibiting any signs or symptoms of communicable diseases and/or has been in the infirmary for 12-24 hours with little to no improvement, parents/caregivers will be contacted to pick-up their camper.

Medication

Please bring only prescription medication to camp. Medication will be held at the Wellness Center and administered according to the prescribed instructions. Emergency medications such as Epinephrine or inhalers will always remain with the camper and camp staff will know the specifics of that camper's medical needs. If needed, the Health Supervisor can provide over-the-counter medications, as listed on the health history form.

Medication can only be brought to camp:

- **In the original container.**
- **Labeled with the camper's name, physician's name, and correct dosage (The only exception to this is OTC vitamins or supplements) and has been prescribed by a physician.**
- **Includes detailed written instructions on camper's health history form.**

Updates to your camper's medications can be made on their UltraCamp profile. Our Customer Care team can assist you with this process as well.

Communicable Disease

Our mission is to ensure all campers are healthy and happy throughout their stay at camp. We take many precautions at camp to ensure this mission such as handwashing before meals. Should there be an outbreak of any illness at camp, we will implement our Communicable Disease Plan and parents/caregivers will be notified.

Head Lice

If head lice are found during the health screening, the parent/caregiver of the camper will be notified with options that best serve the camper and the camp community. If your camper has head lice before camp, please do not send them to camp until fully treated.

Safety in the Sun and Heat

At camp, we have two very common and preventable problems: SUNBURN and DEHYDRATION. Participants are encouraged to bring a hat, non-aerosol sunscreen of SPF 15 or greater, and lip balm with SPF 15+.

Campers need to drink at between 4-5 (12oz) water bottles a day. At camp meals, we all drink one glass of water before other beverages. PLEASE ENSURE YOUR CAMPER BRINGS A STURDY REFILLABLE WATER BOTTLE. We recommend one with a carrying strap so we can ensure girls always have drinking water throughout the day.

Camper Conduct

Camper Behavior Agreement

At camp, we expect our campers to live and act in accordance with the Girl Scout Promise and Law. If a camper exhibits behavior that is not in line with the promise and law, the individual(s) will be counseled by camp staff. If the behaviors continue, our staff will build a behavior agreement with the camper, parent/guardians of the camper, and the Camp Director.

If the behavior is perceived to be unsafe, harmful to self or others, continually disruptive, or breaks the camper behavior agreement, parents/caregivers will be contacted to pick-up their camper from camp. It is the parent/caregiver's responsibility to transport the camper offsite. No refund will be given for missed camp opportunities or dismissals from camp due to violation of the camper behavior agreement.

Should you have any questions regarding camper behavior expectations, please contact your Camp Director or the Senior Outdoor Program Manager.

Bullying

Bullying will NOT be tolerated at camp. Parents and caregivers are encouraged to talk with their camper prior to camp about what to do if your camper observes any bullying at camp. This includes **verbal bullying** (name calling, taunting, inappropriate sexual comments, etc.), **social bullying** (excluding or purposefully embarrassing others, etc.), or **physical bullying** (hitting, pinching, tripping, etc.). Campers should tell a counselor immediately if they observe any type of bullying. Counselors are trained to help handle these situations with discretion.

Discipline Procedures

If the behavior is seen as extreme, or if this behavior continues, the parent or caregiver will be contacted to pick-up their camper. It is the parent/caregiver responsibility to transport the camper offsite. No refund will be given for missed camp opportunities or dismissals from camp due to violation of the camper behavior agreement.

The following actions are grounds for (including, but not limited to) an immediate call to parent/caregiver to pick up their camper:

- Possession of prohibited items such as weapons, drugs, alcohol, vapes, or cigarettes.
- Sexual or physical harassment of another person.

Communication

At camp, no news is good news! If you don't hear from us during your camper's stay, rest assured-she's safe, happy, and fully immersed in the camp experience.

Emergency Procedures

We have an extensive Emergency Action Plan that we utilize. Parents/caregivers will be contacted if there is an emergency that affects the entire camp community. Examples of emergencies include wildfire evacuations or other such occurrences. When these events occur, please do not call your camp. You will be contacted by a council staff member promptly with correct and up-to-date information regarding next steps. Communication from us may come through via text message, email, and phone call depending on the situation.

Missing Home

Missing home or home sickness is often the natural result of being separated from home and loved ones. Missing home can happen to everyone, whether your camper is returning to camp, or this is their first time away from home. Camp staff are trained to support campers in these situations. If feelings of sadness and anxiety associated with missing home become so strong that making friends, having fun, sleeping, eating, and participating in activities is difficult, camp staff will contact the parent/caregiver for additional support. You will be the best resource to give advice and other helpful insights that will benefit your camper's experience. For additional information on how to prevent missing home, visit girlscoutsaz.org/camp-resources.

Evaluations

A big part of providing a robust camp offering includes always making improvements! We like to receive feedback in a multitude of ways:

- Each camper will have the opportunity to fill out a camper survey near the end of their camp experience.
- Parents/Caregivers will receive a digital survey requesting feedback.
- On-site council staff members may visit camp and casually speak with girls about their overall Girl Scout experience during their week at camp. If you have any questions, please let us know!

Photos from Camp

Our first priority is creating a meaningful and enriching experience for your camper. While we do our best to capture and share photos throughout each session, we cannot guarantee that every camper will appear in the images. Our goal is to give families a glimpse into the fun and spirit of camp life. We encourage girls to bring cameras (disposable, Polaroid, or digital recommended) to capture their time at camp.

Before your camper's session begins, you'll receive a link to our photo-sharing platform where you can view highlights from camp. We also encourage you to follow our camp Facebook pages for weekly updates on activities and events. Because these pages are public, we do not post real-time photos of campers. Any images shared will be posted only after campers have left the site, to protect their safety and privacy.

During the registration process, you may choose to opt-out of photographs. We cannot guarantee every camper will be photographed. Follow the fun:

- Camp Maripai – facebook.com/campmaripai
- Shadow Rim Ranch – facebook.com/campshadowrimranch
- Willow Springs Program Center – facebook.com/campwillowspringsaz
- GSACPC Page – facebook.com/gsacpc

Phones at Camp

Campers' personal phones are not allowed at camp for any reason. Campers are not allowed to receive or make phone calls while at camp. If there is a problem, or if your camper is not doing well, a staff member will contact you. We invite you to contact your Camp Director at any time during your camper's session if you have any concerns or questions. **Please do not send a cellular phone with your camper.**

Camera phones can create privacy and legal concerns and will interfere with your camper's ability to build trust and independence. If you have concerns around this policy, please contact your session's Camp Director. Any phone brought to camp will be secured in the camp office until the camper is ready to leave for home. GSACPC is not responsible for lost, stolen, broken, or damaged property.

Mail at Camp

The best way to ensure your camper receives mail is by dropping it off during check-in. Please include the information listed below when addressing letters and packages. Letters and packages can be sent by postal services, but we cannot guarantee they will arrive while your camper is still at camp. Mail will be handed out Monday-Thursday.

DELIVER MONDAY
Willow Springs Camper Name – junior* Week 4

Refunds, cancellations and changes

Cancellations, transfers, bus fees or any changes to reservations must be emailed to reghelp@girlscoutsaz.org.

Refund policy for all camp sessions (including weekend programs) will be processed as follows:

- 16 business days before session- 100% less deposit
- 11-15 business days before session-75% less deposit
- 6-10 business days before session-50% less deposit
- 5 or fewer business days before session- no refund

If a camper must leave camp early or cannot make it to camp due to unexpected circumstances:

- If a camper cancels due to injury or illness, an email must be submitted to the Camp Director and Customer Care team to request a refund.
- The camp fee less the deposit may be prorated and refunded.
- Camp fees will not be refunded if a camper leaves a session due to misconduct.
- Parents/guardians are responsible for making all travel arrangements if a camper leaves camp early.

Requests for refunds will only be considered until the end of July after the camp season. Refunds cannot be given for no-shows. Please email refund requests to reghelp@girlscoutsaz.org.

ACA Accreditation

All our camps are accredited through the American Camp Association (ACA), having met, or exceeded industry safety standards. Girl Scouts- Arizona Cactus- Pine's ACA accreditation shows safety is our top priority. Parents and guardians can rest easy knowing their Girl Scout is in good hands while she attends our camps. Girl Scouts encourages families to use ACA's comprehensive summer camp resources at acacamps.org.



Packing List

Campers are responsible for all items brought to camp. Label everything – especially sleeping bags and luggage! Please do not attach loose items to luggage (ex. tying shoes to suitcase). We recommend that you leave any items you consider to be irreplaceable or valuable at home. Girl Scouts–Arizona Cactus-Pine Council is not responsible for lost, damaged, or stolen items.

Clothing

- ☐ t-shirts – one per day
- ☐ shorts – one per day
- ☐ socks – one pair per day
+2 extra recommended
- ☐ underwear – one per day
- ☐ jacket or sweatshirt
- ☐ shoes – tennis shoes -closed toes & heel
- ☐ additional closed toe shoes required for creek-walking, flip flops/Crocs cannot be used for creek walks
- ☐ shower shoes, flip-flops recommended
- ☐ pajamas
- ☐ long pants – one pair, 2 for Maripai
- ☐ rain jacket
- ☐ hat or visor
- ☐ Additional closed toe shoes required for water activities (Shadow Rim Ranch)

Personal Care

- ☐ wash cloth
- ☐ 1 bath towel
- ☐ sunscreen, non-aerosol
- ☐ lip balm – SPF 15 or higher
- ☐ shampoo and conditioner
- ☐ soap or body wash
- ☐ brush or comb
- ☐ shower caddy
- ☐ toothpaste and toothbrush
- ☐ sanitary items, if needed

Camp Gear

- ☐ sleeping bag or sheets
- ☐ sleeping matt for sleep out, recommended
- ☐ flashlight & extra batteries
- ☐ day pack
- ☐ blanket

- ☐ pillow and pillowcase
- ☐ laundry bag with name on it
- ☐ water bottle with shoulder strap
- ☐ mess kit
- ☐ whistle

Nice To Have

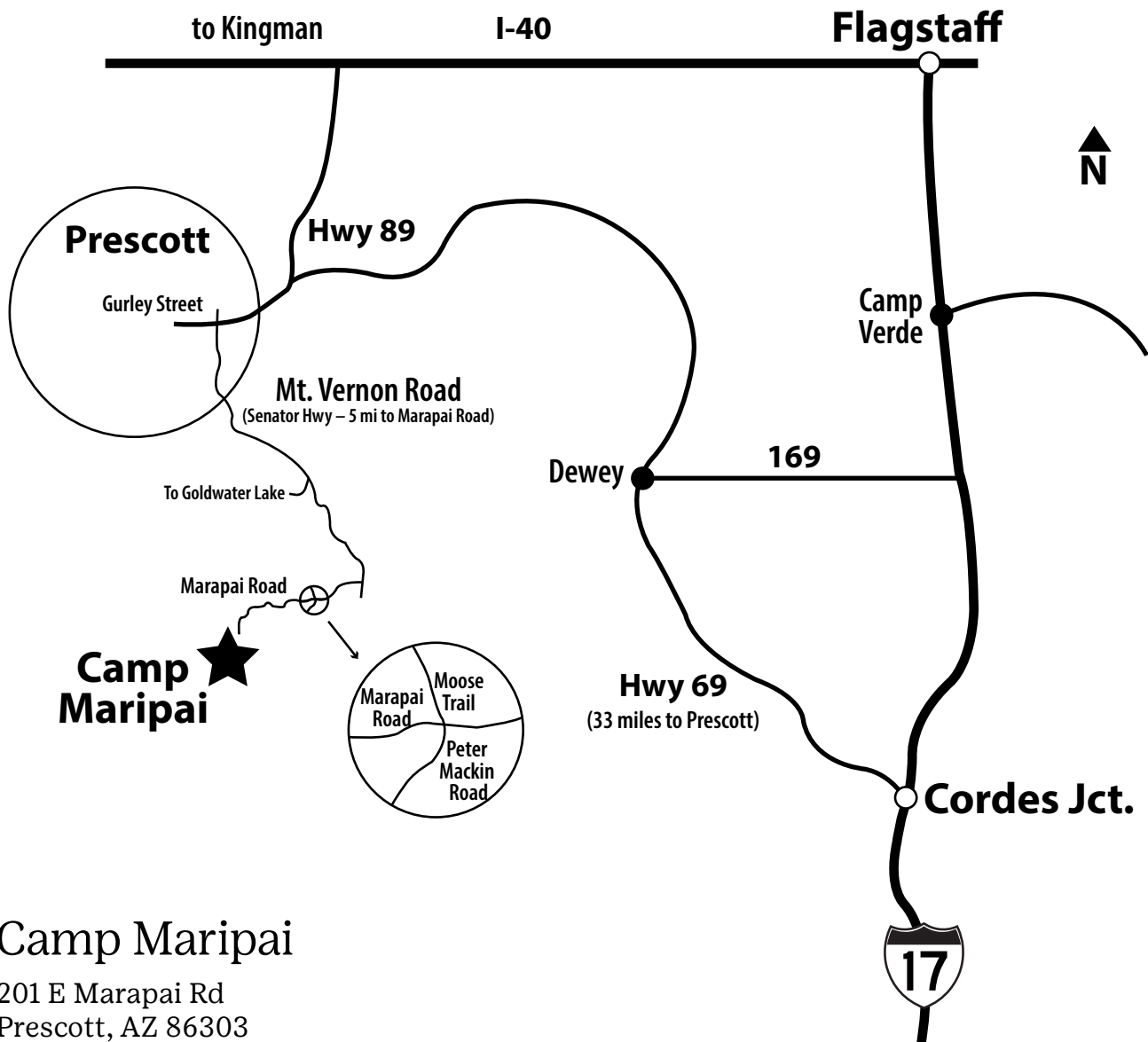
- ☐ camera/film, no cell phones
- ☐ downtime activities, ex. playing cards, coloring, etc.
- ☐ stationary, pen, and stamps
- ☐ book
- ☐ bandana
- ☐ sunglasses
- ☐ white item for tie-dye

To ensure no prohibited items are intentionally or accidentally packed:

- Phones, tablets, computer, or anything with Wi-Fi/video capabilities
- Illegal drugs or substances
- Alcohol
- Vapes or tobacco products.
- Gum, candy, snacks, or food of any sorts- snacks/food are provided
- Candles, matches, lighters, fireworks, liquid, or gas fuels
- Glass or breakables
- Prescription medications or over-the-counter medication that are not turned into the Health Supervisor
- Weapons of any kind
- Personal sporting equipment
- Vulgar or derogatory verbiage on clothing, baggage, or any personal items
- Extension cords
- Expensive or irreplaceable articles

*** If enrolled in CIT1 or CIT2 washers will be made available once a week* Pack for 7-9 days*

Camp Maripai Road Map & Directions



Camp Maripai

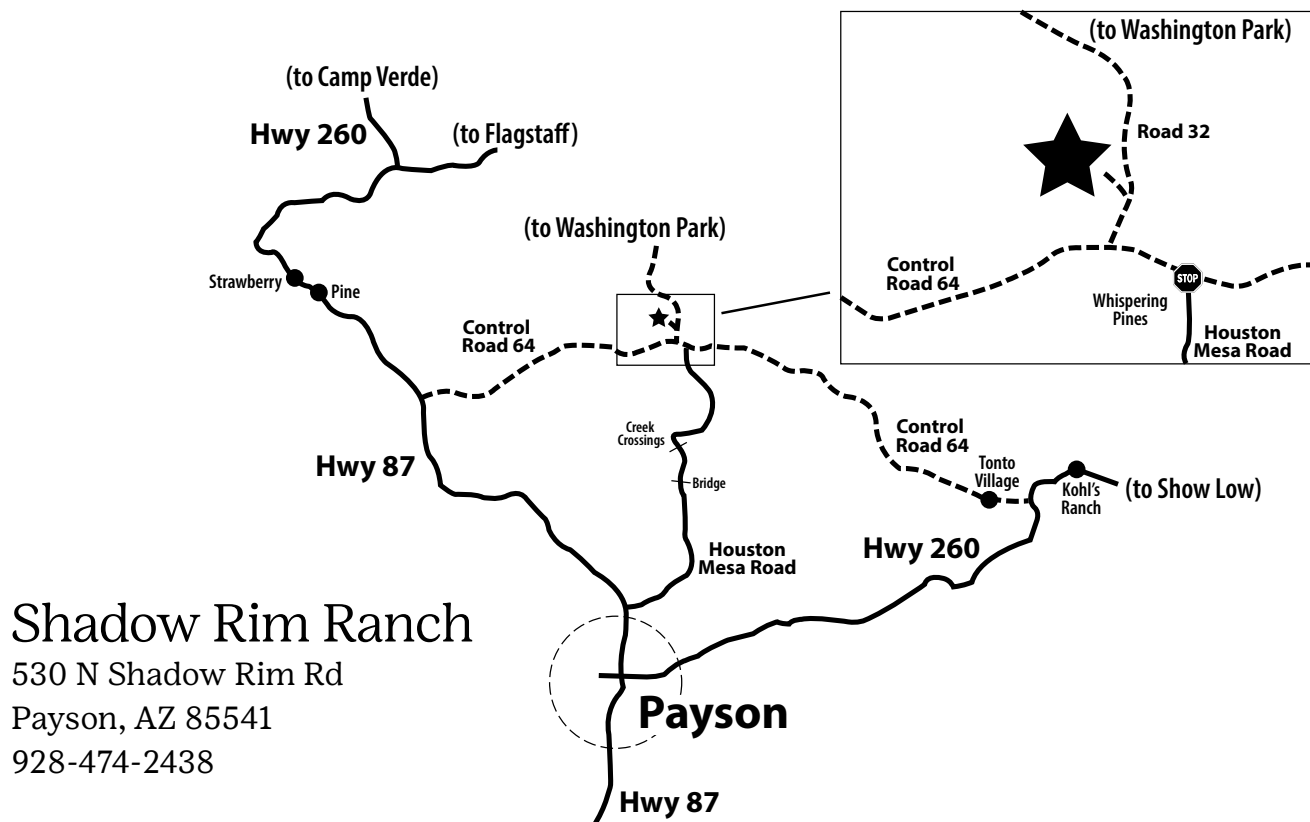
201 E Marapai Rd
Prescott, AZ 86303

602-452-7054

928-445-4975 *Program Office (Summer Only)*

Take I-17 to State Rt. 69 at Cordes Junction. Take State Rt. 69 to Prescott (approx. 30 miles). State Rt. 69 will connect with Gurley Street in Prescott. Take Gurley Street west to Mt. Vernon Road (Senator Hwy). Turn left on Mt. Vernon Rd. (Mt. Vernon will become Senator Hwy). Take Senator Hwy all the way to the end, approximately five miles to Marapai Road. Turn right on Marapai Road. Take Marapai Road, all the way to the end, approximately two miles to Camp Maripai.

Shadow Rim Ranch Road Map & Directions



Shadow Rim Ranch

530 N Shadow Rim Rd

Payson, AZ 85541

928-474-2438

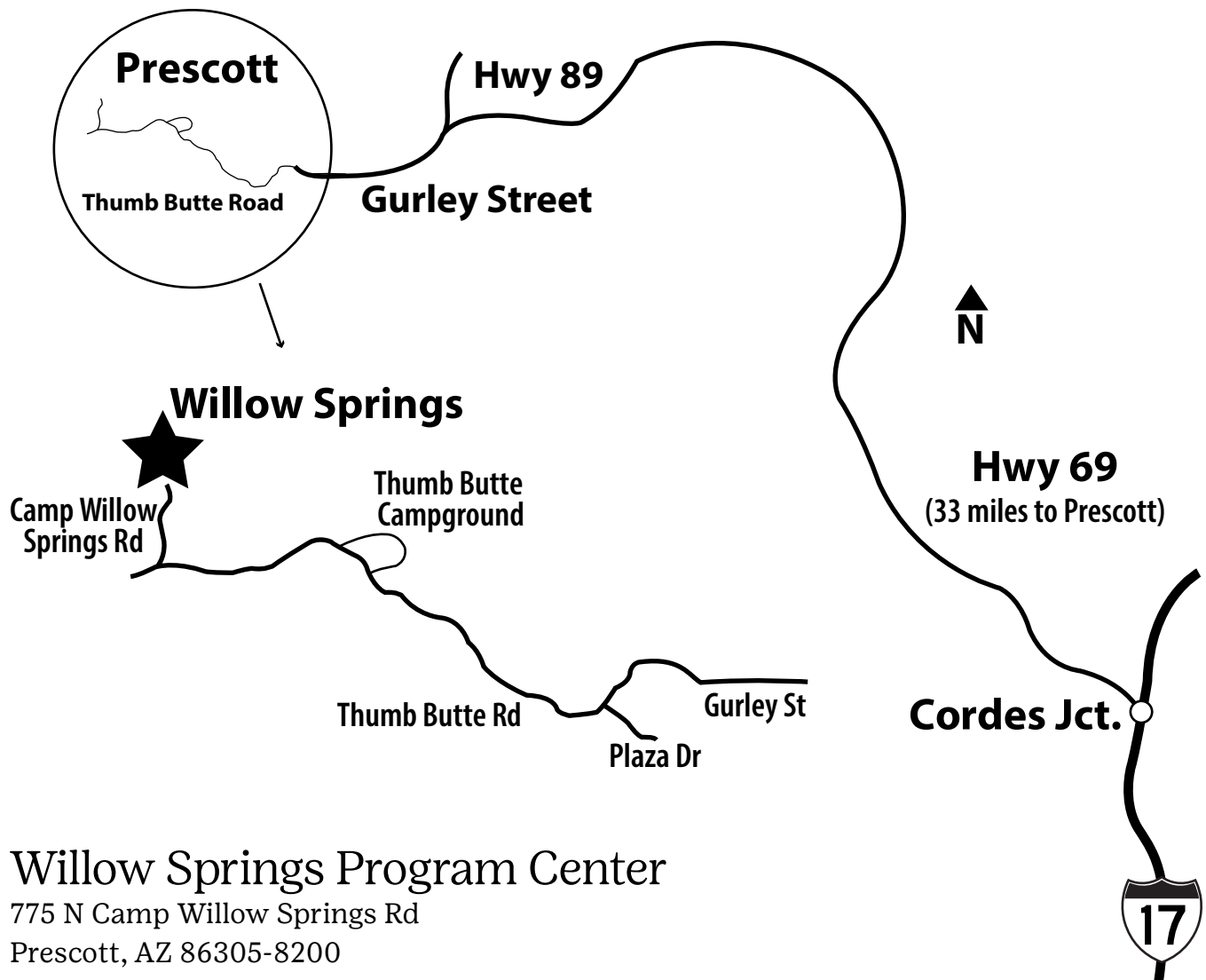
From Metro Phoenix area: Take Hwy 87 North through Payson to Houston Mesa Road, turn right (Rd # 199). Go approximately 10 miles. Turn left onto Control Road 64 at the stop sign in Whispering Pines. (Road becomes dirt at this point). Take Control Road 64 approximately 1/2 mile and turn right on FS Road # 32 (Washington Park Road). Continue on Road 32 for 1.3 miles. You will see a sign that says “Shadow Rim Ranch 1 Mile”. Take a left onto Shadow Rim Road (FS 437). Follow Shadow Rim Road 1/2 mile to the gate.

From the White Mountains area: Take highway 260 west to Control Road 64. (Tonto Village turn off –road becomes dirt at this point). Go approximately 13 miles. At Whispering Pines stop sign, continue west on Control Road 64. Approximately 1/2 mile after Whispering Pines, turn right on FS Road # 32 (Washington Park Road). Continue on Road 32 for 1.3 miles. You will see a sign that says “Shadow Rim Ranch 1 Mile”. Take a left onto Shadow Rim Road (FS 437). Follow Shadow Rim Road 1/2 mile to the gate.

From Camp Verde/Northern AZ: Take Hwy 87 toward Payson. Approximately 3 miles after Pine, turn left onto Control Road 64. (Road becomes dirt at this point). Take Control Road 64 for 9 1/2 miles to FS Road #32 (Washington Park Road). Turn left at the sign that says, “Washington Park” and “Shadow Rim Ranch” and proceed for 1.3 miles. You will see a sign that says “Shadow Rim Ranch 1 Mile”. Take a left onto Shadow Rim Road (FS 437). Follow Shadow Rim Road 1/2 mile to the gate.

Once you leave the main highways, cellular service is intermittent (at best). Please program the address (530 N Shadow Rim Rd, Payson, AZ 85541) into your phone/navigation system before departing.

Willow Springs Road Map & Directions



Willow Springs Program Center

775 N Camp Willow Springs Rd
Prescott, AZ 86305-8200
928-778-5127

Camp Manager
Karen Hill

Camp Ranger
Bradford Geiss

I-17 to State Rt. 69 at Cordes Junction (exit #262). Take State Rt. 69 to Prescott (approximately 33 miles). State Rt. 69 will connect with Gurley Street in Prescott. Take Gurley Street turnoff west through Prescott. Gurley Street turns into Thumb Butte Road near Plaza Drive. Continue west on Thumb Butte Road, and check odometer at Thumb Butte Park entrance. Go approximately 2 paved miles to Camp Willow Springs Road (green street sign on the right side of the road) and a large white painted rock. Turn right on to Camp Willow Springs Road and continue 1/2 mile to the entrance of Willow Springs Program Center.